

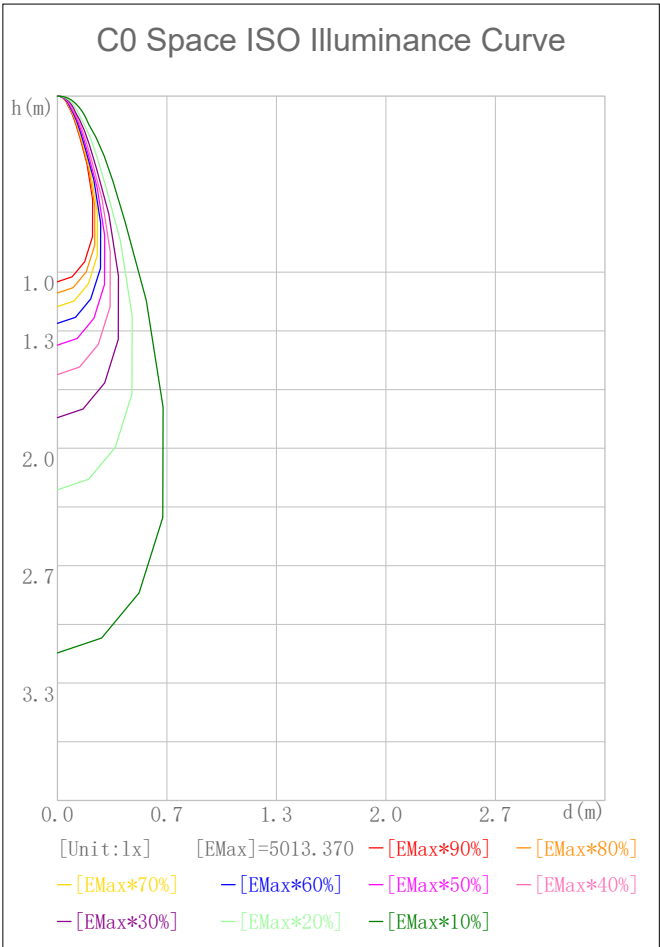
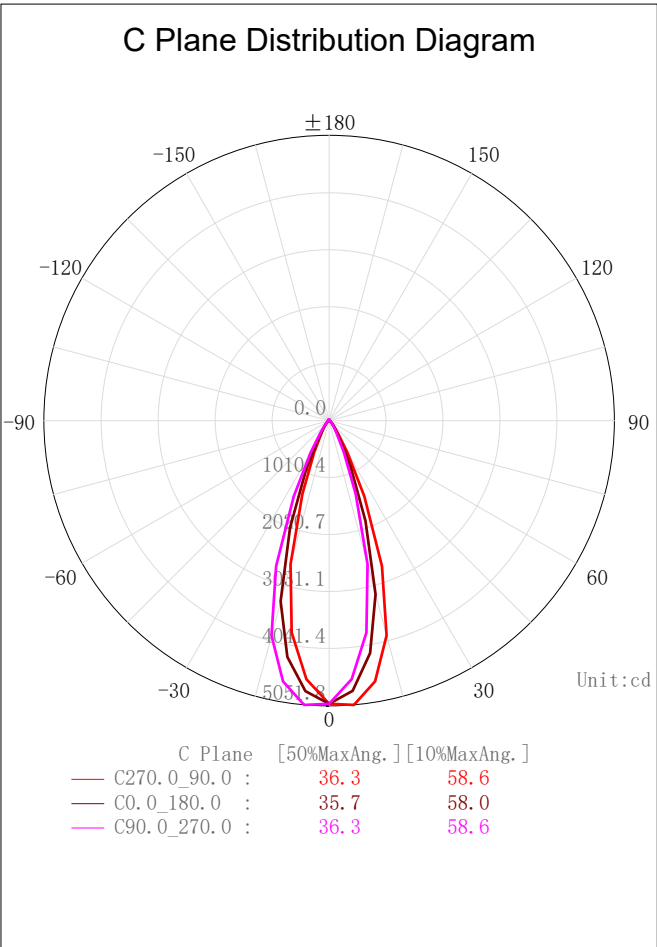
Indoor Luminaire Photometric Data

Description Information

Luminary Name: PD08-25-XX-01 2700K RA90 36D		Lum. Catalog:	Test ID: 01
Lamp Name:		Lamp Catalog: LED	Test Date: 2022/09/16
Manufacture: Shenzhen Norming Lighting		Shld. Ang(°):	Test Machine:GON-2000
Test Lab: Quality Department		Frequency (Hz):	Lamp CCT (K): Ra:
Lum. Size (W*L*H):0.083m*-0.083m*0.000m		Lum. Area (m2):0.005	Lum. W (kg): 0.000
Test System: C, γ	Test Step: C=90.0 γ=5.0	Temp. (°C): 25	Humidity(%): 50.0

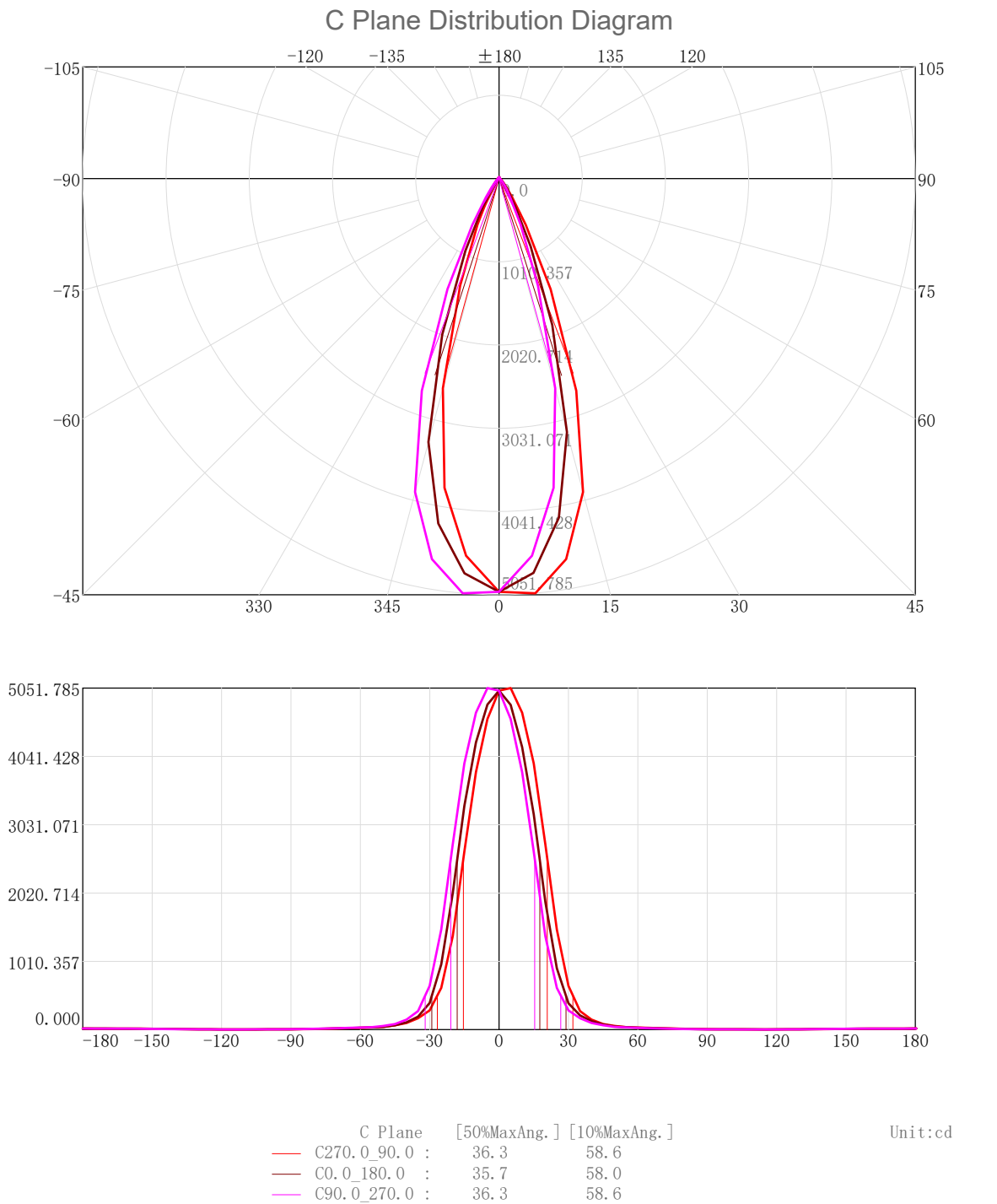
Character Parameter

Lamp Speciality Parameter		Luminaire Speciality Parameter	
Rated Flux(lm): 2159.110	Luminary Flux(lm): 2159.108	Field Angle(10%Imax): 58.6(°)	
Rated Power(W):	Luminary Efficiency: 100.00%	Down Lumens&Percent: 2110.634lm 97.75%	
Rated Voltage(V):	Luminary EER(lm/W): 94.449	Up Lumens&Percent: 48.474lm 2.25%	
Tested Power(W): 22.860	Max. Candela(cd): 5051.785	S/MH: C0_a180=0.596 C90_270=0.604	
Lamps' Inside: 1	Max Cand@Ang. (°): C=270.0 γ=5.0	CIE Type: Semi-Direct	
Tested Electrics (V, A, pf):240.0, 0.099, 0.957	Beam Angle(50%Imax): 36.3(°)	ErP Φ use(90°): 1931.125lm	
Lamp Size (W*L*H):0.083m*-0.083m*0.000m	Left=-15.4°, Right=20.8°	IRF(%): 522.454	



2D Plane Light Intensity Distribution Curve

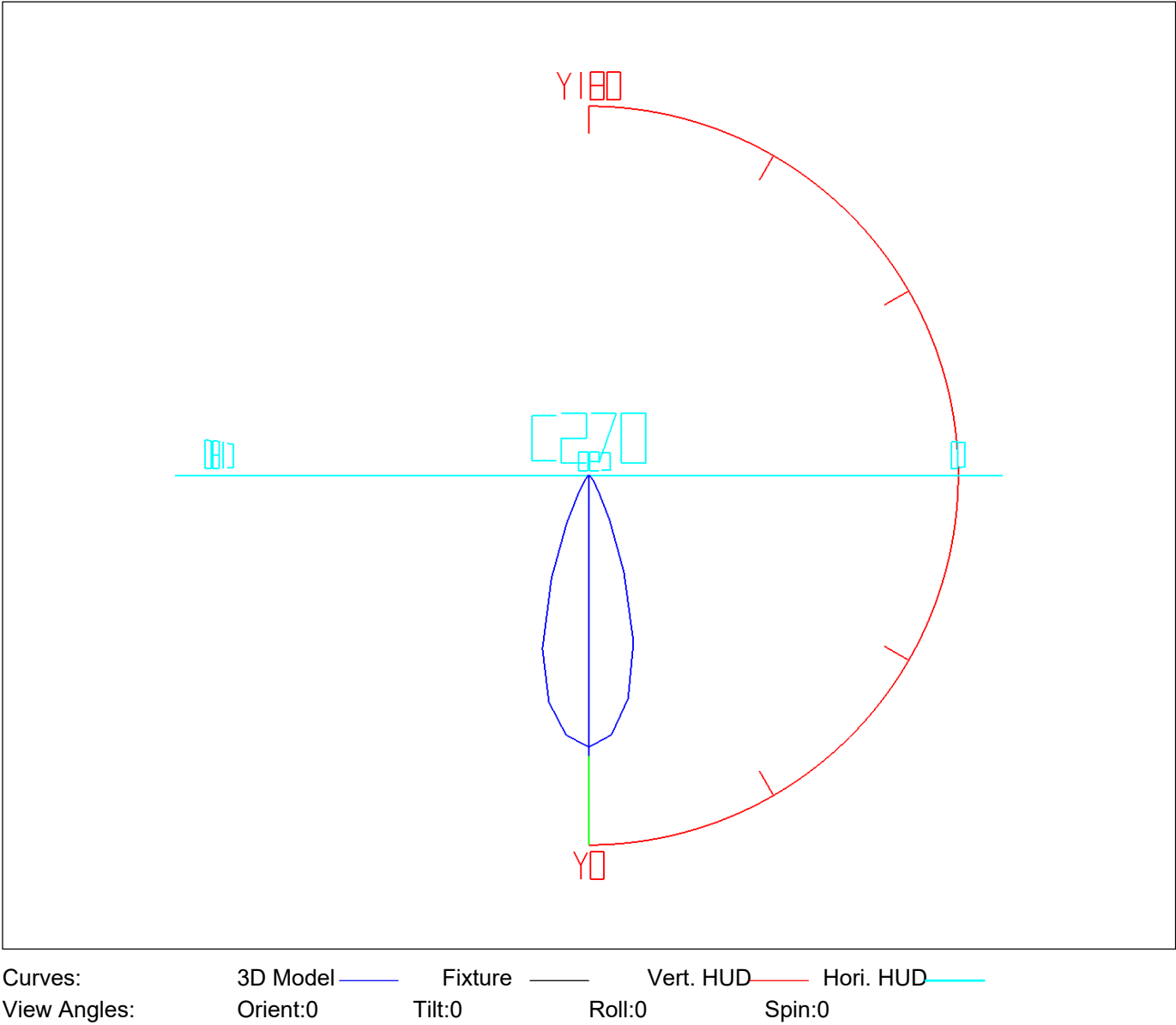
Lum. Name: PD08-25-XX-01 2700K RA90 36D	Lum. Catalog:	Test ID: 01
Lamp Name:	Lamp Catalog: LED	Test Lab: Quality Department
Manufacture: Shenzhen Norming Lighting	Test Machine:GON-2000	Test Date: 2022/09/16



3D Light Intensity Distribution Modal

Lum. Name: PD08-25-XX-01 2700K RA90 36D	Lum. Catelog:	Test ID: 01
Lamp Name:	Lamp Catelog: LED	Test Lab: Quality Department
Manufacture: Shenzhen Norming Lighting	Test Machine:GON-2000	Test Date: 2022/09/16

3D Light Intensity Distribution Modal

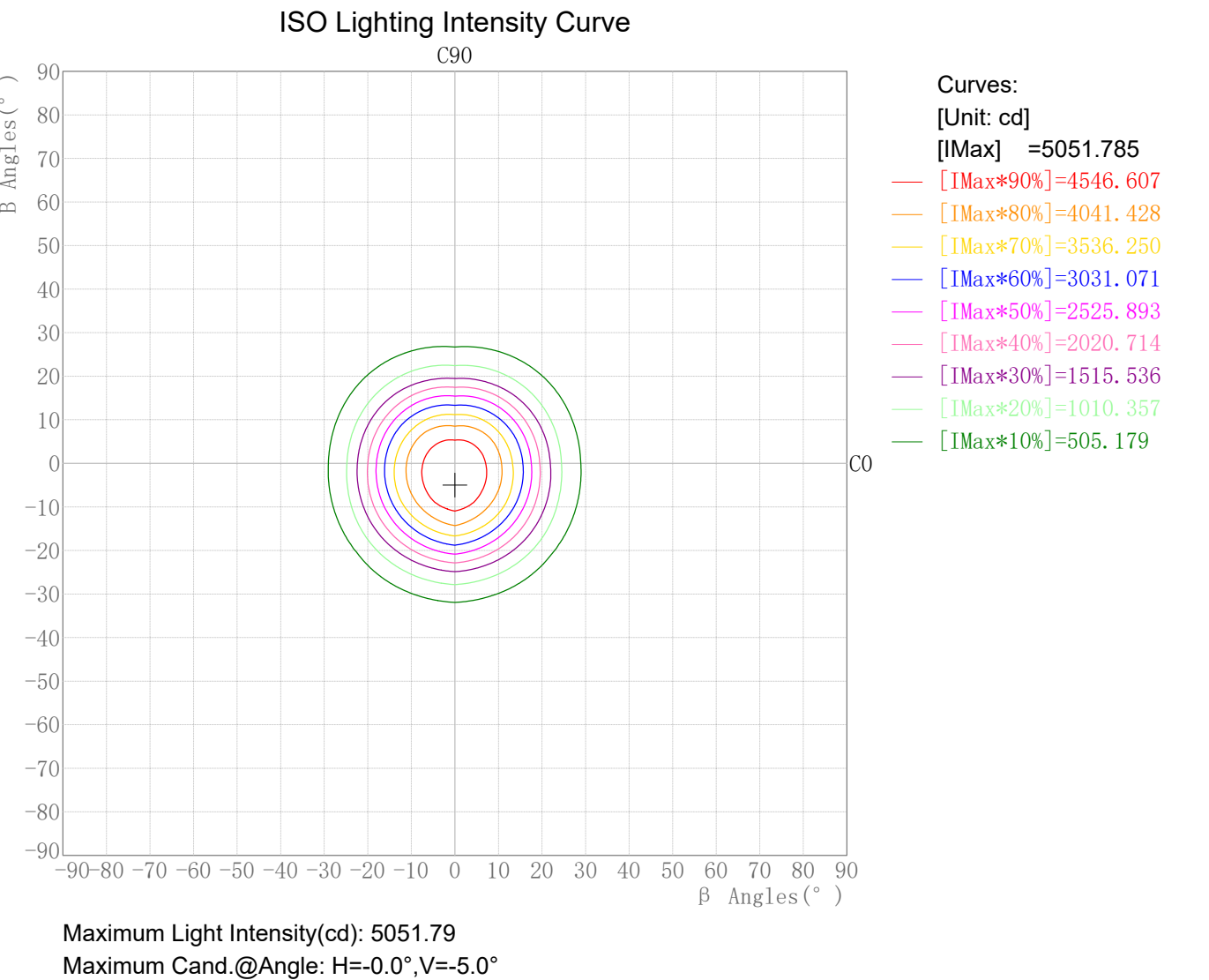


Zonal Flux Tabulation

Zone (γ)	Zone Flux (lm)	Sums Flux (lm)	Zone%Lamp	Sums%Lamp
0. 0-5. 0	117. 49	117. 49	5. 44	5. 44
5. 0-10. 0	323. 62	441. 11	14. 99	20. 43
10. 0-15. 0	444. 78	885. 88	20. 60	41. 03
15. 0-20. 0	434. 54	1320. 42	20. 13	61. 16
20. 0-25. 0	314. 61	1635. 02	14. 57	75. 73
25. 0-30. 0	180. 21	1815. 24	8. 35	84. 07
30. 0-35. 0	94. 75	1909. 99	4. 39	88. 46
35. 0-40. 0	55. 82	1965. 80	2. 59	91. 05
40. 0-45. 0	36. 11	2001. 91	1. 67	92. 72
45. 0-50. 0	24. 33	2026. 24	1. 13	93. 85
50. 0-55. 0	18. 10	2044. 34	0. 84	94. 68
55. 0-60. 0	15. 26	2059. 60	0. 71	95. 39
60. 0-65. 0	13. 26	2072. 87	0. 61	96. 01
65. 0-70. 0	11. 17	2084. 04	0. 52	96. 52
70. 0-75. 0	9. 15	2093. 19	0. 42	96. 95
75. 0-80. 0	7. 35	2100. 53	0. 34	97. 29
80. 0-85. 0	5. 72	2106. 25	0. 27	97. 55
85. 0-90. 0	4. 38	2110. 63	0. 20	97. 75
90. 0-95. 0	3. 62	2114. 25	0. 17	97. 92
95. 0-100. 0	3. 18	2117. 43	0. 15	98. 07
100. 0-105. 0	2. 81	2120. 24	0. 13	98. 20
105. 0-110. 0	2. 56	2122. 80	0. 12	98. 32
110. 0-115. 0	2. 40	2125. 20	0. 11	98. 43
115. 0-120. 0	2. 31	2127. 51	0. 11	98. 54
120. 0-125. 0	2. 36	2129. 88	0. 11	98. 65
125. 0-130. 0	2. 57	2132. 45	0. 12	98. 77
130. 0-135. 0	2. 91	2135. 36	0. 13	98. 90
135. 0-140. 0	3. 26	2138. 63	0. 15	99. 05
140. 0-145. 0	3. 57	2142. 20	0. 17	99. 22
145. 0-150. 0	3. 73	2145. 93	0. 17	99. 39
150. 0-155. 0	3. 63	2149. 56	0. 17	99. 56
155. 0-160. 0	3. 26	2152. 82	0. 15	99. 71
160. 0-165. 0	2. 69	2155. 51	0. 12	99. 83
165. 0-170. 0	1. 98	2157. 49	0. 09	99. 93
170. 0-175. 0	1. 21	2158. 70	0. 06	99. 98
175. 0-180. 0	0. 41	2159. 11	0. 02	100. 00

Rectangle ISO Lighting Intensity Diagram

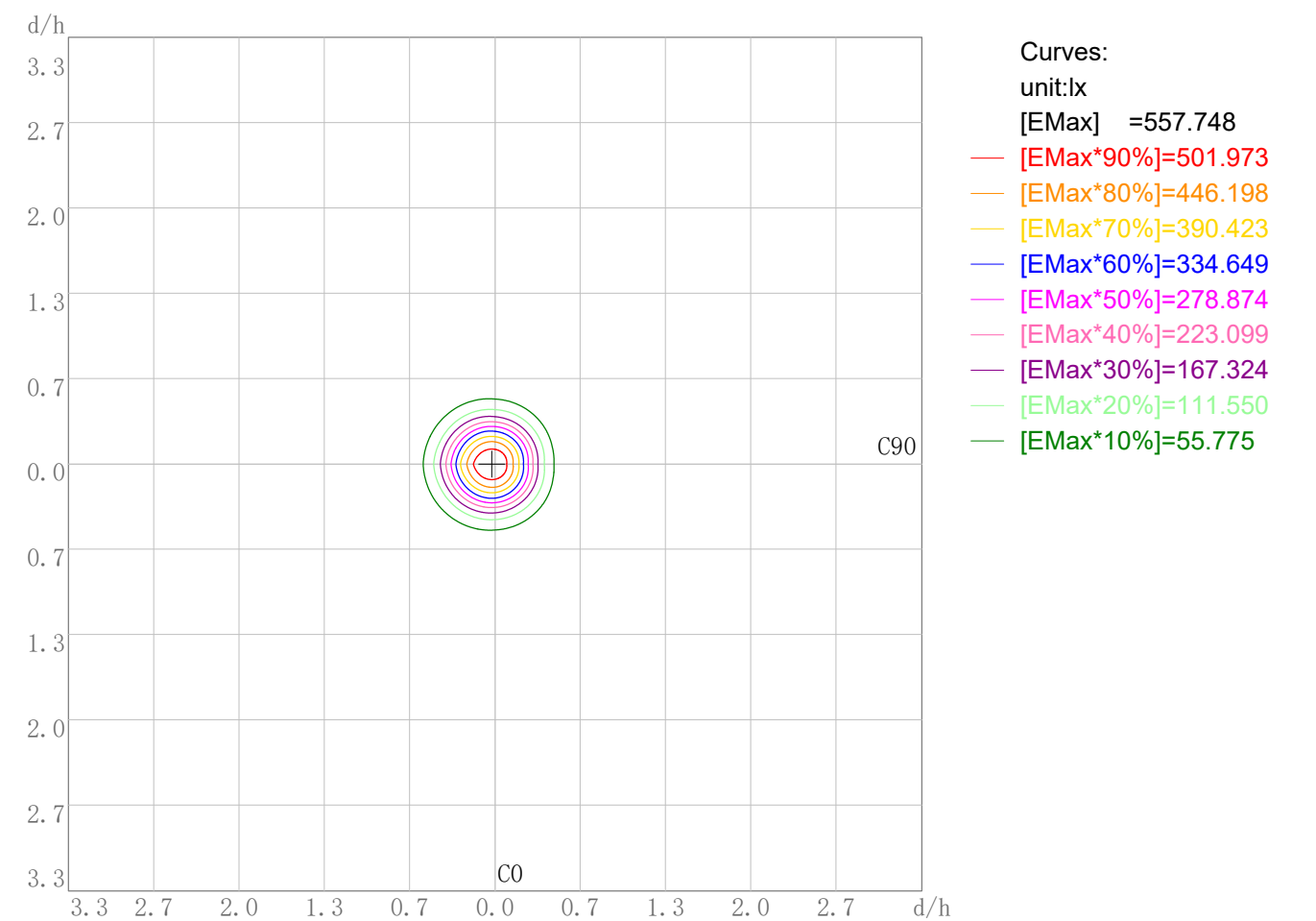
Lum. Name: PD08-25-XX-01 2700K RA90 36D	Lum. Catalog:	Test ID: 01
Lamp Name:	Lamp Catalog: LED	Test Lab: Quality Department
Manufacture: Shenzhen Norming Lighting	Test Machine:GON-2000	Test Date: 2022/09/16



Plane ISO-Illuminance Diagram

Lum. Name: PD08-25-XX-01 2700K RA90 36D	Lum. Catalog:	Test ID: 01
Lamp Name:	Lamp Catalog: LED	Test Lab: Quality Department
Manufacture: Shenzhen Norming Lighting	Test Machine:GON-2000	Test Date: 2022/09/16

Plane ISO-Illuminance Curve

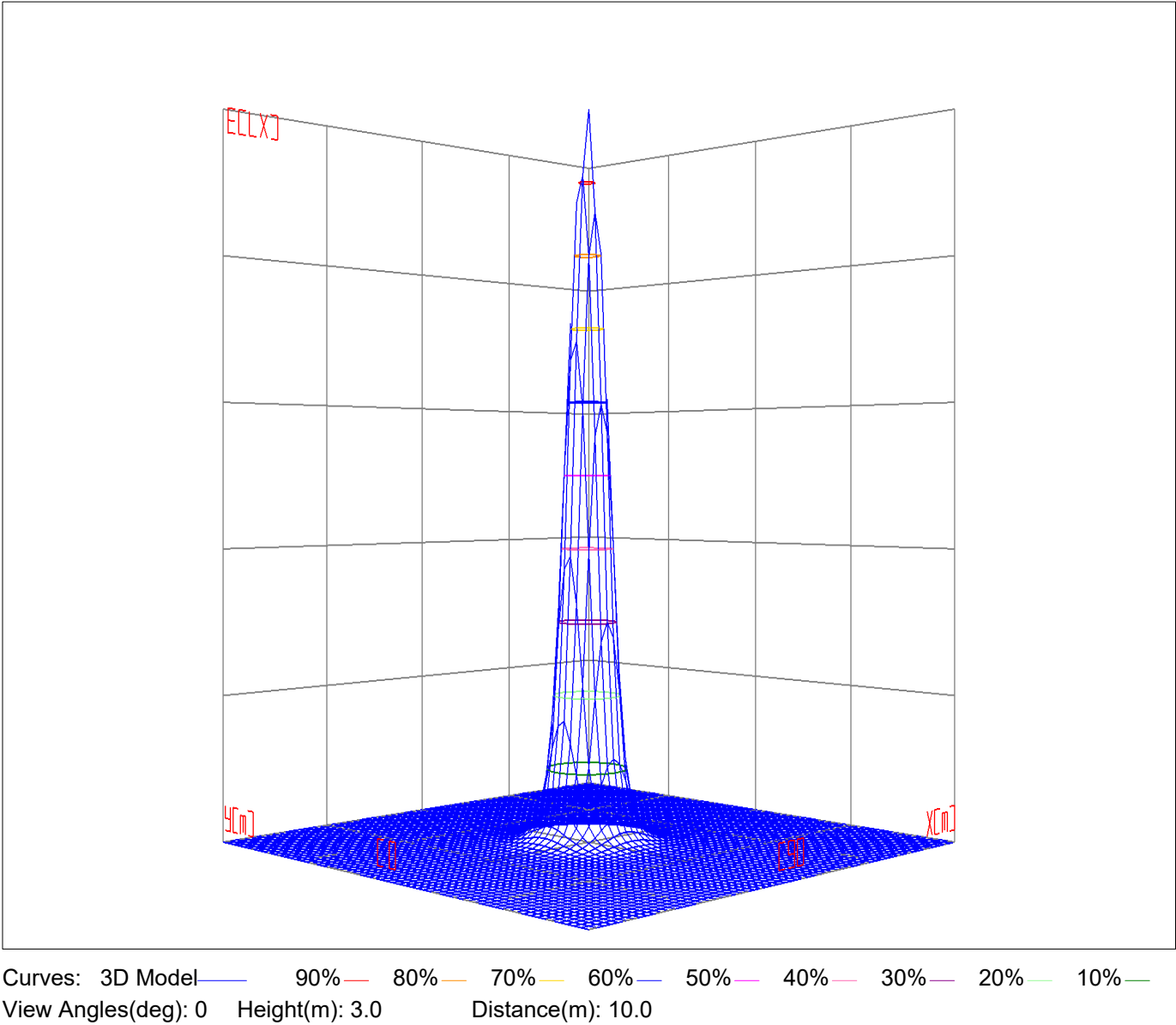


Working Plane Luminaire Mounting Height(m): 3.00
Working Plane Maximum Illuminance(lx): 557.75
Working Plane Maximum Illuminance Position(d/h):H-0.0 V-0.0

3D Plane ISO Illuminance Diagram

Lum. Name: PD08-25-XX-01 2700K RA90 36D	Lum. Catelog:	Test ID: 01
Lamp Name:	Lamp Catelog: LED	Test Lab: Quality Department
Manufacture: Shenzhen Norming Lighting	Test Machine:GON-2000	Test Date: 2022/09/16

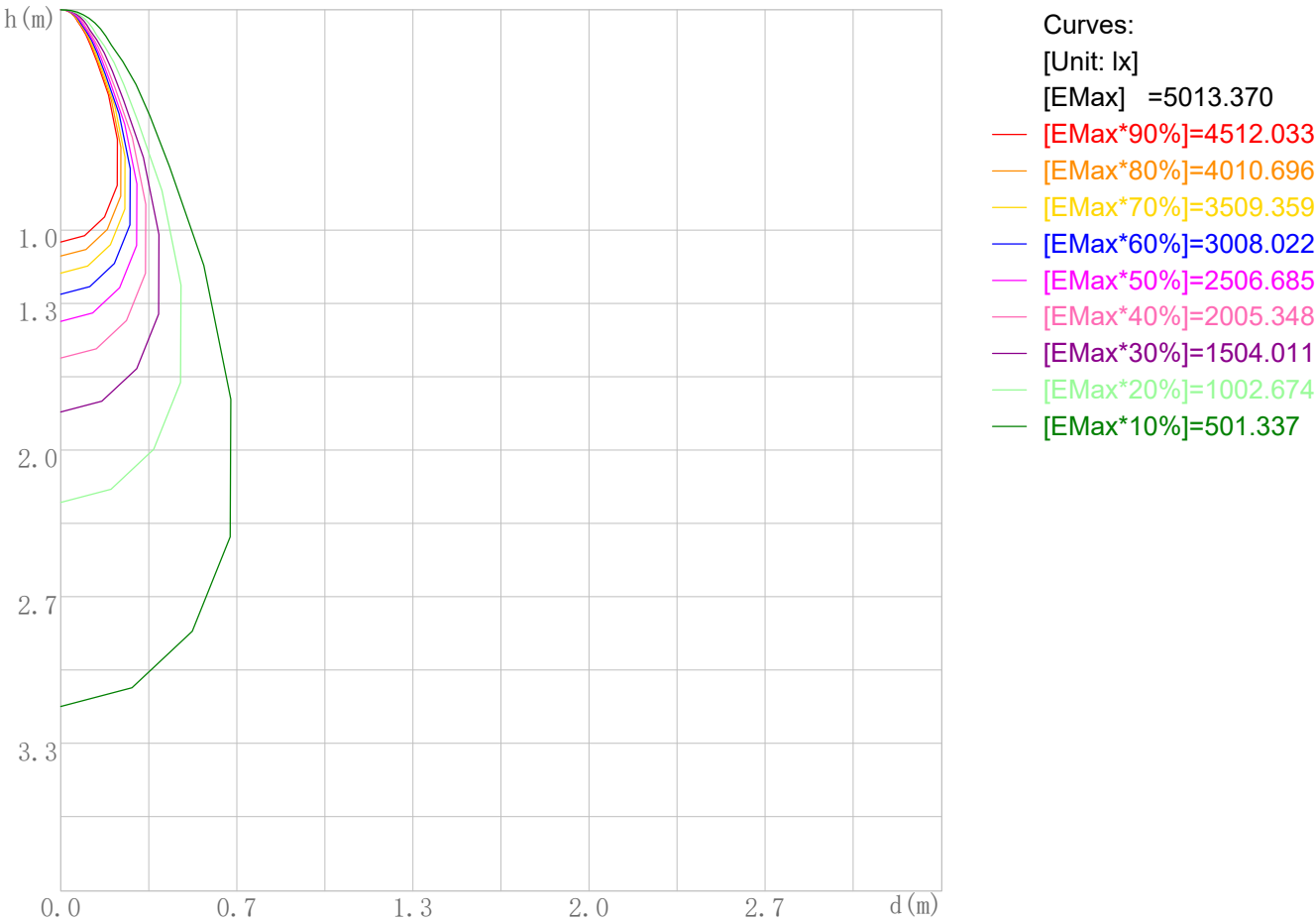
3D Plane Illuminance Modal



Space ISO Illuminance Diagram

Lum. Name: PD08-25-XX-01 2700K RA90 36D	Lum. Catelog:	Test ID: 01
Lamp Name:	Lamp Catelog: LED	Test Lab: Quality Department
Manufacture: Shenzhen Norming Lighting	Test Machine:GON-2000	Test Date: 2022/09/16

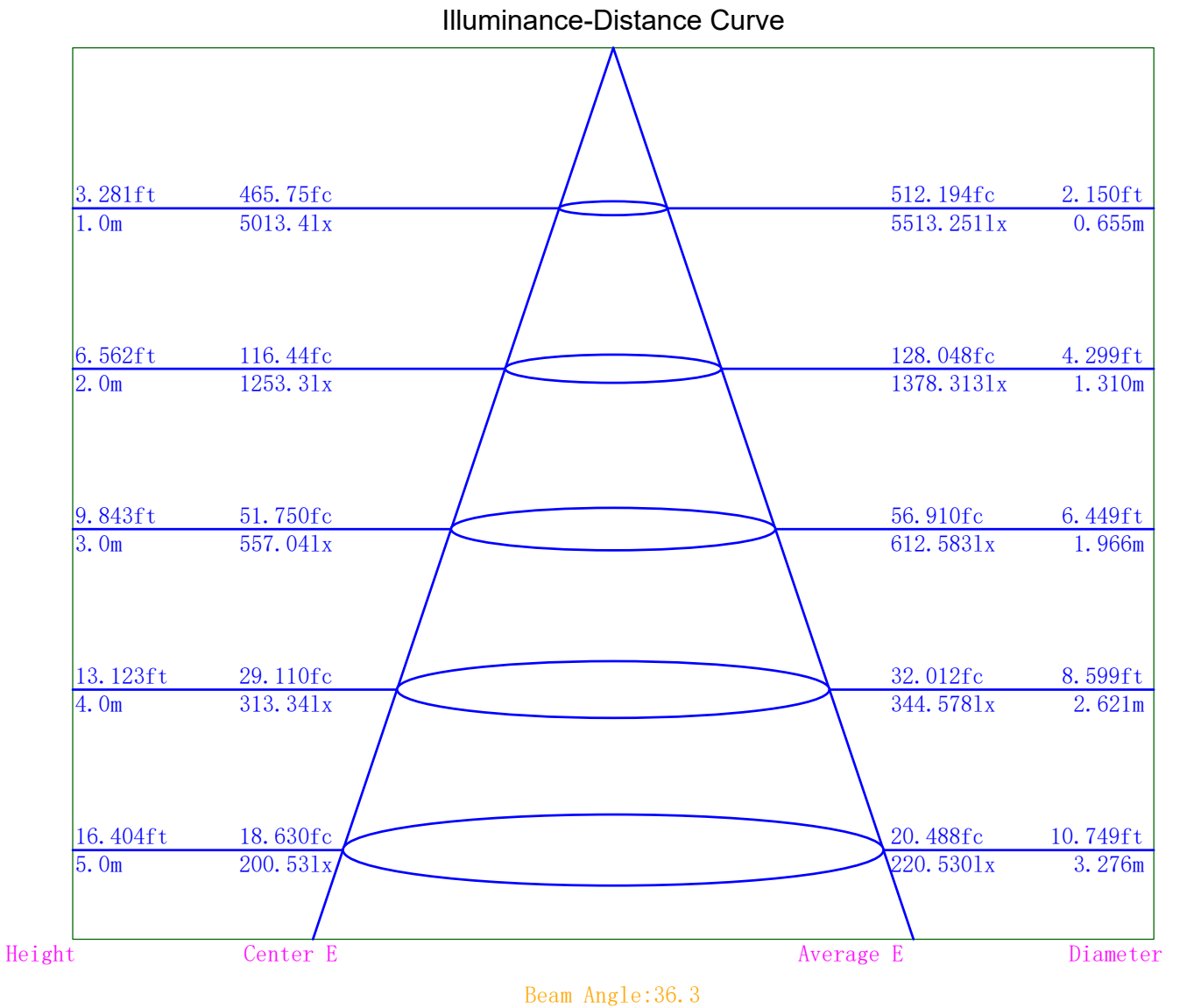
Space ISO Illuminance Curve



Space Plane Maximum Illuminance and @Angle:5013.37lx,0.0deg
Plane Maximum Lighting Intensity and @Angle:5013.370cd,0eg

Illuminance-Distance Diagram

Lum. Name: PD08-25-XX-01 2700K RA90 36D	Lum. Catalog:	Test ID: 01
Lamp Name:	Lamp Catalog: LED	Test Lab: Quality Department
Manufacture: Shenzhen Norming Lighting	Test Machine:GON-2000	Test Date: 2022/09/16



Indoor Luminance Limiting Curves

Lum. Name: PD08-25-XX-01 2700K RA90 36D	Lum. Catalog:	Test ID: 01
Lamp Name:	Lamp Catalog: LED	Test Lab: Quality Department
Manufacture: Shenzhen Norming Lighting	Test Machine:GON-2000	Test Date: 2022/09/16

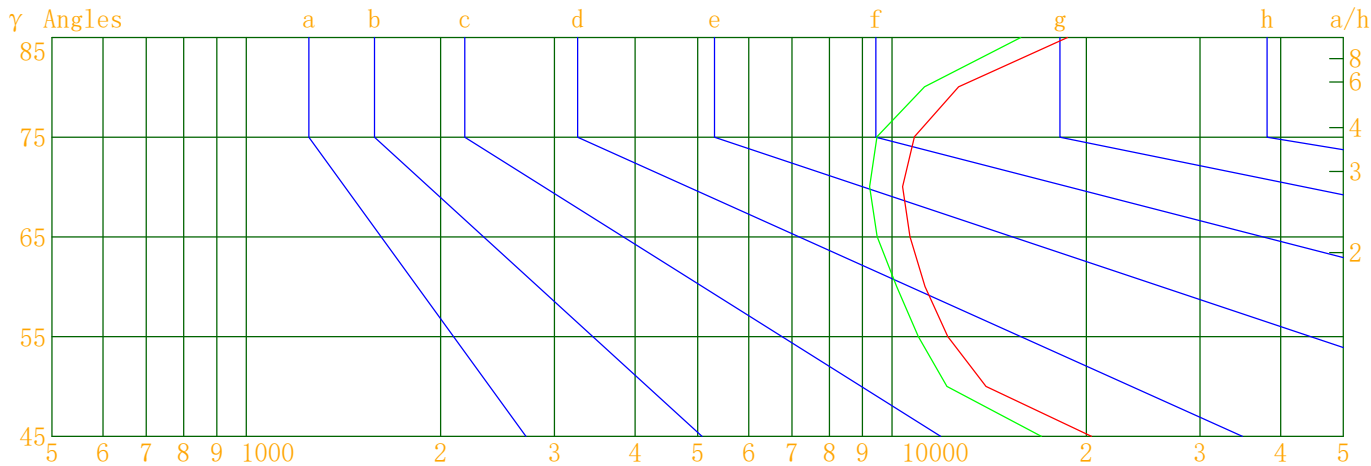
Glare Grade Table

GI	Quality	Using Illuminance							
1.15	A	2000	1000	500	<=300				
1.5	B		2000	1000	500	<=300			
1.85	C			2000	1000	500	<=300		
2.2	D				2000	1000	500	<=300	
2.55	E	a				2000	1000	500	<=300
			b	c	d	e	f	g	h

Luminance Table

Gama(deg)	45	50	55	60	65	70	75	80	85
C0	20372	13985	12201	11249	10663	10383	10834	12680	18693
C90	17041	12167	10980	10170	9484	9233	9478	11230	15830

Luminance Limiting Curve



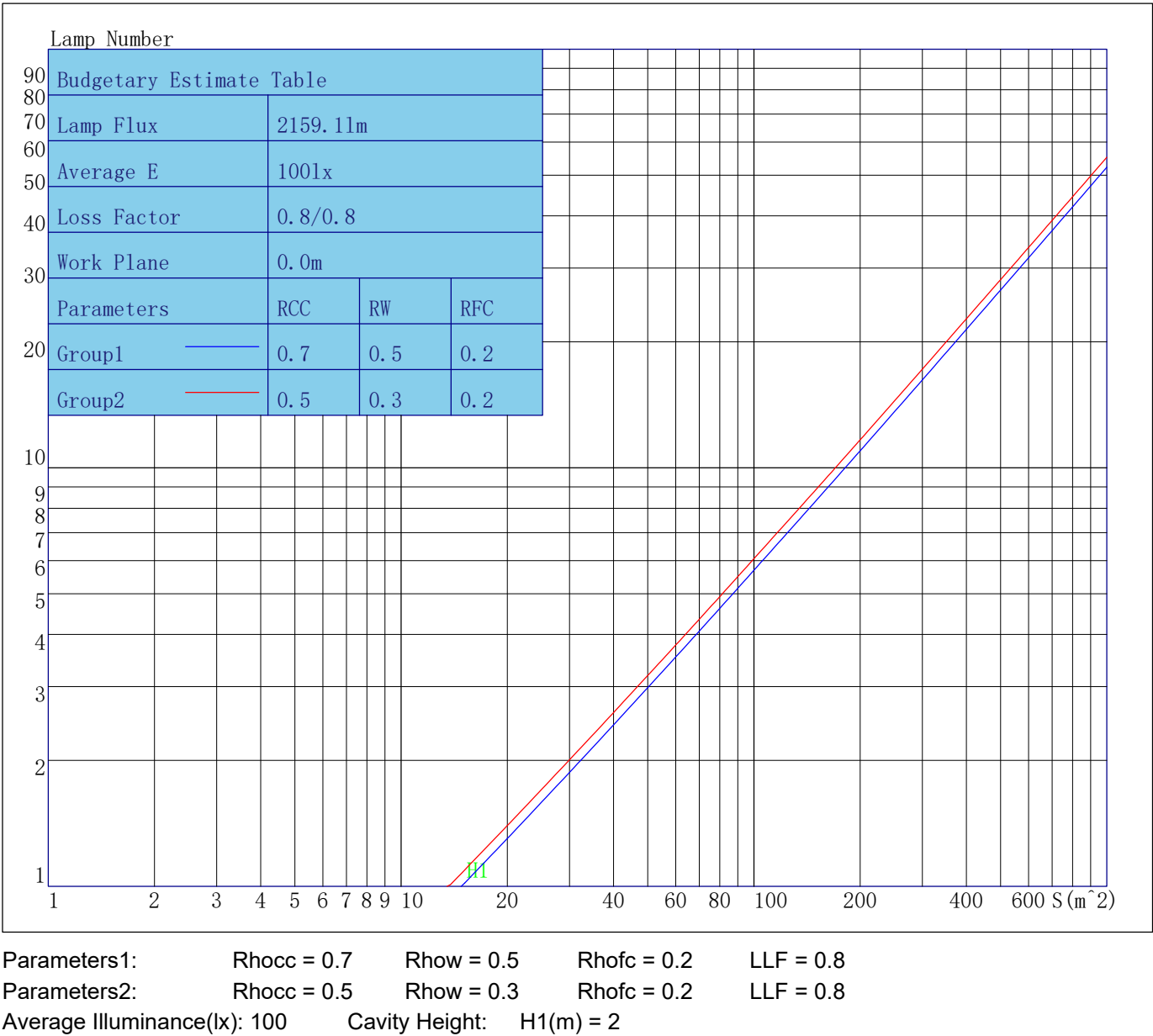
Luminous Size: Length(m)=-0.083 Width(m)=-0.083 Height(m)=0.000 Area(m^2)=0.005411

Luminous Type: Without Luminous Side

Luminous Curves: C0-C180 Color: C90-C270 Color:

Indoor Budgetary Estimate Table

Lum. Name: PD08-25-XX-01 2700K RA90 36D	Lum. Catalog:	Test ID: 01
Lamp Name:	Lamp Catalog: LED	Test Lab: Quality Department
Manufacture: Shenzhen Norming Lighting	Test Machine:GON-2000	Test Date: 2022/09/16



Indoor Coefficient of Utilization Table

Lum. Name: PD08-25-XX-01 2700K RA90 36D	Lum. Catelog:	Test ID: 01
Lamp Name:	Lamp Catelog: LED	Test Lab: Quality Department
Manufacture: Shenzhen Norming Lighting	Test Machine:GON-2000	Test Date: 2022/09/16

Coefficients of Utilization - Zonal Cavity Method																		
Coef.	Effective Floor Cavity Reflectance RFC=0.20																	
RhoCC (%)	80				70				50			30			10			0
RhoW (%)	70	50	30	10	70	50	30	10	50	30	10	50	30	10	50	30	10	0
RCR	Coefficient of Utilization(%)																	
0	119	119	119	119	115	115	115	115	110	110	110	105	105	105	100	100	100	98
1	113	111	108	106	111	108	106	104	104	102	101	100	98	97	96	95	94	92
2	108	104	100	97	106	102	99	96	98	96	93	95	93	91	92	90	89	87
3	104	98	94	90	102	97	92	89	94	90	87	91	88	86	88	86	84	83
4	100	93	88	84	98	92	87	84	89	85	82	87	84	81	85	82	80	79
5	96	88	83	79	94	87	82	79	85	81	78	83	80	77	82	79	76	75
6	92	84	79	75	90	83	78	75	82	77	74	80	76	74	79	75	73	72
7	88	80	75	72	87	80	75	71	78	74	71	77	73	70	76	72	70	69
8	85	77	72	68	84	76	71	68	75	71	68	74	70	67	73	70	67	66
9	82	74	69	65	81	73	69	65	72	68	65	71	67	65	70	67	64	63
10	79	71	66	63	78	70	66	63	70	65	62	69	65	62	68	64	62	61

Unified Glare Rating Table

Lum. Name: PD08-25-XX-01 2700K RA90 36D	Lum. Catelog:	Test ID: 01
Lamp Name:	Lamp Catelog: LED	Test Lab: Quality Department
Manufacture: Shenzhen Norming Lighting	Test Machine:GON-2000	Test Date: 2022/09/16

Unified Glare Rating Table

Ceiling RCC	0.70	0.70	0.50	0.50	0.30	0.70	0.70	0.50	0.50	0.30
Wall RW	0.50	0.30	0.50	0.30	0.30	0.50	0.30	0.50	0.30	0.30
Floor RFC	0.20	0.20	0.20	0.20	0.20	0.20	0.20	0.20	0.20	0.20
Room Size	Vewed crosswise					Vewed endwise				
X=2H Y=2H	16.1	17.1	16.5	17.4	17.8	15.0	16.0	15.4	16.3	16.7
	16.8	17.7	17.2	18.1	18.5	15.8	16.7	16.2	17.0	17.5
	17.2	18.0	17.6	18.4	18.9	16.2	17.0	16.6	17.4	17.9
	17.7	18.4	18.1	18.9	19.3	16.7	17.5	17.2	17.9	18.4
	17.9	18.7	18.4	19.1	19.6	17.0	17.7	17.5	18.2	18.6
	18.2	18.9	18.7	19.4	19.9	17.3	18.0	17.8	18.4	18.9
X=4H Y=2H	16.2	17.1	16.7	17.5	17.9	15.2	16.1	15.7	16.5	16.9
	17.1	17.9	17.6	18.3	18.8	16.2	17.0	16.7	17.4	17.9
	17.7	18.4	18.2	18.8	19.3	16.8	17.5	17.3	18.0	18.5
	18.4	19.0	18.9	19.5	20.0	17.6	18.1	18.1	18.6	19.1
	18.8	19.3	19.3	19.8	20.3	17.9	18.5	18.4	19.0	19.5
	19.2	19.7	19.8	20.2	20.7	18.3	18.8	18.9	19.3	19.9
X=8H Y=4H	17.9	18.5	18.4	19.0	19.5	17.1	17.6	17.6	18.1	18.7
	18.8	19.3	19.4	19.8	20.4	18.0	18.5	18.6	19.0	19.6
	19.4	19.7	19.9	20.3	20.8	18.6	18.9	19.1	19.5	20.1
	20.0	20.3	20.5	20.9	21.5	19.2	19.5	19.7	20.0	20.7
X=12H Y=4H	18.0	18.4	18.5	18.9	19.5	17.1	17.6	17.7	18.1	18.7
	18.9	19.3	19.5	19.8	20.4	18.1	18.5	18.7	19.1	19.6
	19.5	19.9	20.1	20.4	21.1	18.8	19.1	19.3	19.7	20.3
Variations with the objverver position at spacings										
S=1.0H	0.2/-0.2					0.2/-0.2				
S=1.5H	0.4/-0.4					0.4/-0.4				
S=2.0H	0.4/-0.5					0.4/-0.5				
Reduced UGR Table:										
Nordic Standard Table:	BK0					BK0				
Correction Value	2.7					2.8				

o the CIE Pub.117,data has been corrected,refers to the lamp's lumens 8.2flm.

IES Indoor Report
Photometric Filename:PD08-25-XX-01 2700K RA90 36D.IE

S
Candela Tabulation

V/H	C0.0	C90.0	C180.0	C270.0
γ 0.0	5013.37	5013.37	5013.37	5013.37
γ 5.0	4803.34	4594.71	4808.54	5051.79
γ 10.0	4178.26	3810.50	4248.79	4689.37
γ 15.0	3185.00	2633.92	3309.15	3937.15
γ 20.0	1888.61	1381.47	2015.74	2739.32
γ 25.0	907.56	618.82	966.21	1480.77
γ 30.0	392.04	285.33	395.80	649.67
γ 35.0	211.94	168.75	194.13	276.01
γ 40.0	128.61	99.37	110.56	148.88
γ 45.0	77.94	65.20	65.82	83.61
γ 50.0	48.64	42.31	42.77	55.31
γ 55.0	37.87	34.08	34.81	37.23
γ 60.0	30.43	27.51	30.18	32.05
γ 65.0	24.38	21.69	24.66	27.30
γ 70.0	19.21	17.09	19.84	22.29
γ 75.0	15.17	13.27	15.60	17.52
γ 80.0	11.91	10.55	12.21	13.59
γ 85.0	8.81	7.47	9.16	10.54
γ 90.0	6.90	6.24	6.83	8.04
γ 95.0	6.21	6.20	5.97	6.46
γ 100.0	5.62	5.18	5.33	5.86
γ 105.0	5.18	4.70	4.91	5.19
γ 110.0	5.12	4.48	4.71	4.87
γ 115.0	4.72	4.48	4.87	4.67
γ 120.0	5.01	4.70	4.98	4.63
γ 125.0	5.45	5.42	5.66	5.05
γ 130.0	6.40	6.64	6.81	5.91
γ 135.0	8.06	8.62	8.09	7.11
γ 140.0	9.76	10.34	10.06	8.48
γ 145.0	11.71	12.41	12.10	10.73
γ 150.0	13.82	14.16	14.14	12.35
γ 155.0	15.28	15.36	15.56	13.96
γ 160.0	16.24	15.99	16.66	15.39
γ 165.0	16.76	16.27	16.97	16.32
γ 170.0	16.96	16.84	17.17	16.40
γ 175.0	16.91	16.71	17.24	16.75
γ 180.0	17.11	17.11	17.11	17.11